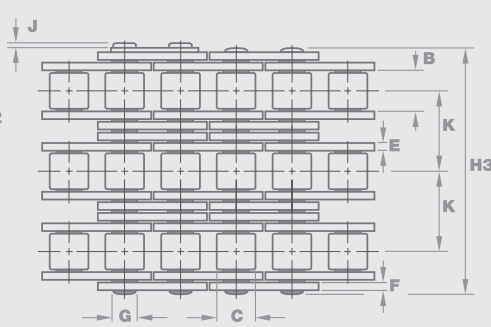
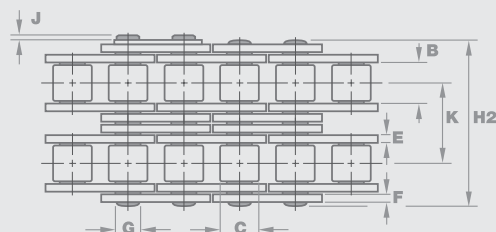
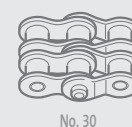
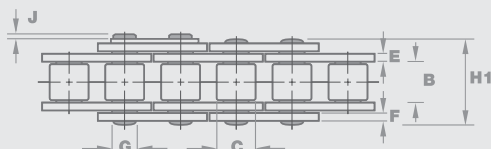
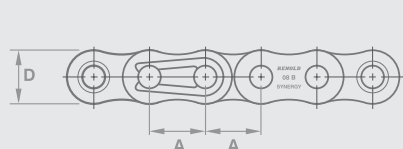


Renold Synergy®

High Performance Chain



Chain Ref.		Technical Details (mm)													Connecting Links	
Renold Chain No.	ISO Ref.	Pitch (inch)	Pitch (mm)	Inside Width	Roller Diam.	Plate Height	Plate Width Inner	Plate Width Outer	Pin Diam.	Pin Length	Conn. Link Extension	Transverse Pitch	ISO606 Tensile Strength (NEWTONS)	Weight kg/m		
					MIN	MAX	MAX	MAX	MAX	MAX	MAX	NOM	MIN			

European (BS) Standard - Simplex

		A	A	B	C	D	E	F	G	H1	J	K				
GY06B1*	06B-1	0.375	9.525	5.72	6.35	8.20	1.29	1.04	3.28	12.5	1.3	-	8900	0.39	4	107 26 30
GY08B1	08B-1	0.500	12.700	7.75	8.51	11.70	1.55	1.55	4.45	16.5	2.0	-	17800	0.70	4	107 26 30
111044	-	0.500	12.700	3.30	7.75	9.60	1.13	0.98	4.09	9.8	2.0	-	8900	0.30	4	107 26 30
111046	-	0.500	12.700	4.88	7.75	9.60	1.13	0.98	4.09	11.4	2.0	-	8900	0.35	4	107 26 30
GY08B1NA	-	0.500	12.700	5.21	8.51	11.70	1.55	1.55	4.45	14.5	2.0	-	17800	0.70	4	107 26 30
GY10B1	10B-1	0.625	15.875	9.65	10.16	14.60	1.55	1.55	5.08	18.8	2.5	-	22200	0.96	4	107 26 30
GY10B1NA	-	0.625	15.875	6.48	10.16	14.60	1.55	1.55	5.08	16.0	2.5	-	22200	0.81	4	107 26 30
GY12B1	12B-1	0.750	19.050	11.68	12.07	16.00	1.81	1.81	5.72	21.9	2.6	-	28900	1.22	4	107 26 30
GY16B1	16B-1	1.000	25.400	17.02	15.88	21.08	4.12	3.10	8.28	34.9	2.2	-	60000	2.80	4	107 26 12
GY20B1	20B-1	1.250	31.750	19.56	19.05	26.42	4.62	3.61	10.19	39.8	2.7	-	95000	3.85	4	107 26 12
GY24B1	24B-1	1.500	38.100	25.40	25.40	33.40	6.10	5.08	14.63	52.6	6.8	-	160000	7.45	4	107 11 12

European (BS) Standard - Duplex

		A	A	B	C	D	E	F	G	H1	J	K				
GY06B2*	06B-2	0.375	9.525	5.72	6.35	8.20	1.29	1.04	3.28	23.0	1.3	10.24	16900	0.78	4	107 26 30
GY08B2	08B-2	0.500	12.700	7.75	8.51	11.70	1.55	1.55	4.45	30.4	2.0	13.92	31100	1.38	4	107 26 30
GY10B2	10B-2	0.625	15.875	9.65	10.16	14.60	1.55	1.55	5.08	35.4	2.5	16.59	44500	1.69	4	107 26 30
GY12B2	12B-2	0.750	19.050	11.68	12.07	16.00	1.81	1.81	5.72	41.4	2.6	19.46	57800	2.42	4	107 26 30
GY16B2	16B-2	1.000	25.400	17.02	15.88	21.08	4.12	3.10	8.28	66.8	2.2	31.88	106000	5.50	4	107 26 12
GY20B2	20B-2	1.250	31.750	19.56	19.05	26.42	4.62	3.61	10.19	76.7	2.7	36.45	170000	7.80	4	107 26 12
GY24B2	24B-2	1.500	38.100	25.40	25.40	33.40	6.10	5.08	14.63	101.3	6.8	48.36	280000	14.80	4	107 11 12

* Straight side plates

For the use of roller or bush chains in lifting applications, it is necessary to specify this in the order to ensure the specific CE mark will be given.

Also available in European (BS) Standard triplex chain

For further information:

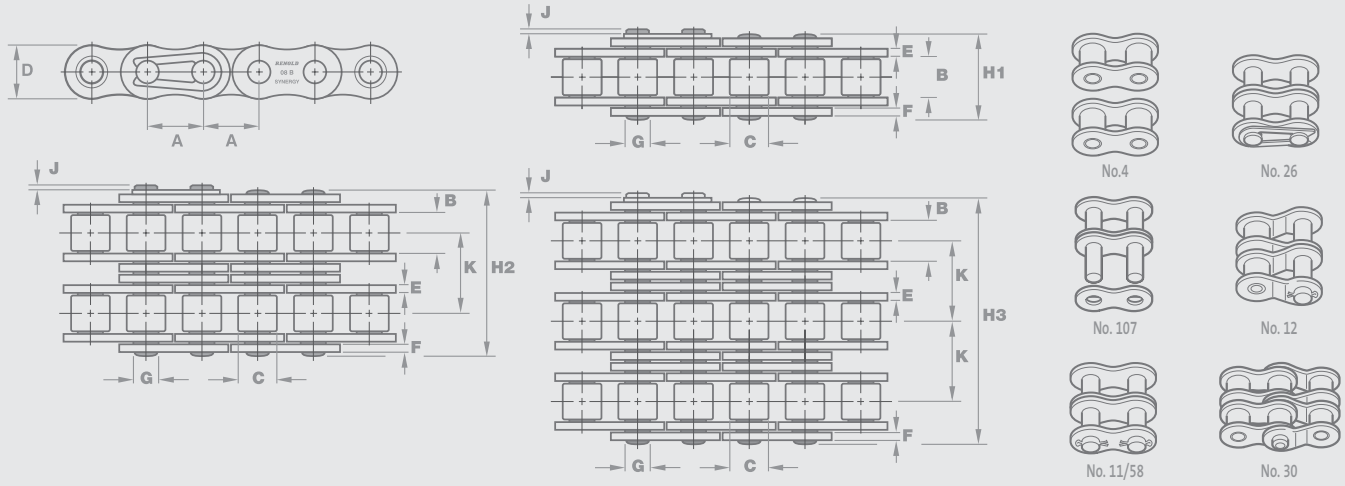
t: +44 (0) 161 498 4600
 f: +44 (0) 161 498 4565
 e: enquiry@renold.com
 w: www.renold.com

Also available
from Renold



Renold Synergy®

High Performance Chain



Chain Ref.		Technical Details (mm)											Connecting Links			
Renold Chain No.	ANSI Ref.	Pitch (inch)	Pitch (mm)	Inside Width	Roller Diam.	Plate Height	Plate Width Inner	Plate Width Outer	Pin Diam.	Pin Length	Conn. Link Extension	Transverse Pitch	ISO606 Tensile Strength (NEWTONS)	Weight		
					MIN	MAX	MAX	MAX	MAX	MAX	MAX	NOM	MIN	kg/m		

ANSI Standard - Simplex

		A	A	B	C	D	E	F	G	H1	J	K				
GY35A1 ^o	35-1	0.375	9.525	4.68	5.08	8.60	1.29	1.29	3.59	12.0	1.7	-	7900	0.35	4	107 26 12 30
GY40A1	40-1	0.500	12.700	7.85	7.92	11.20	1.55	1.55	3.97	16.4	2.1	-	13900	0.60	4	107 11 26 12 30
GY50A1	50-1	0.625	15.875	9.40	10.16	14.60	2.04	2.04	5.08	20.4	2.7	-	21800	1.00	4	107 11 26 12 30
GY60A1	60-1	0.750	19.050	12.57	11.91	17.50	2.45	2.45	5.94	25.3	2.6	-	31300	1.47	4	107 11 26 12 30
GY80A1	80-1	1.000	25.400	15.75	15.88	24.13	3.25	3.25	7.94	32.7	3.0	-	55600	2.80	4	107 11 58 12
GY100A1	100-1	1.250	31.750	18.90	19.05	30.17	4.06	4.06	9.54	39.7	4.2	-	87000	4.20	4	107 11 58 12
GY120A1	120-1	1.500	38.100	25.23	22.23	36.20	4.80	4.80	11.11	49.3	5.3	-	125000	5.70	4	107 11 58 12
GY140A1	140-1	1.750	44.450	25.23	25.40	42.23	5.61	5.61	12.71	52.9	5.2	-	170000	7.80	4	107 11 58 12
GY160A1	160-1	2.000	50.800	31.55	28.58	48.26	6.35	6.35	14.29	63.1	6.5	-	223000	10.40	4	107 11 58 12

ANSI Standard - Duplex

		A	A	B	C	D	E	F	G	H1	J	K				
GY35A2 ^o	35-2	0.375	9.525	4.68	5.08	8.60	1.29	1.29	3.59	22.2	1.7	10.13	15800	0.62	4	107 26 12 30
GY40A2	40-2	0.500	12.700	7.85	7.92	11.20	1.55	1.55	3.97	30.8	2.1	14.38	27800	1.20	4	107 11 26 12 30
GY50A2	50-2	0.625	15.875	9.40	10.16	14.60	2.04	2.04	5.08	38.4	2.7	18.11	43600	1.98	4	107 11 26 12 30
GY60A2	60-2	0.750	19.050	12.57	11.91	17.50	2.45	2.45	5.94	48.1	2.6	22.78	62600	2.91	4	107 11 26 12 30
GY80A2	80-2	1.000	25.400	15.75	15.88	24.13	3.25	3.25	7.94	61.9	3.0	29.29	111200	5.50	4	107 11 58 12
GY100A2	100-2	1.250	31.750	18.90	19.05	30.17	4.06	4.06	9.54	75.4	4.2	35.76	174000	8.40	4	107 11 58 12
GY120A2	120-2	1.500	38.100	25.23	22.23	36.20	4.80	4.80	11.11	94.7	5.3	45.44	250000	11.00	4	107 11 58 12
GY140A2	140-2	1.750	44.450	25.23	25.40	42.23	5.61	5.61	12.71	101.8	5.2	48.87	340000	15.50	4	107 11 58 12
GY160A2	160-2	2.000	50.800	31.55	28.58	48.26	6.35	6.35	14.29	121.6	6.5	58.55	446000	20.60	4	107 11 58 12

^o Bush Chain

For the use of roller or bush chains in lifting applications, it is necessary to specify this in the order to ensure the specific CE mark will be given.

Also available in ANSI Standard triplex chain

For further information:

t: +44 (0) 161 498 4600

f: +44 (0) 161 498 4565

e: enquiry@renold.com

w: www.renold.com

Also available
from Renold

